

# Control Point VAV



Coming Soon

MODEL	SENSORS		
	TEMPERATURE	CO <sub>2</sub>	HUMIDITY
CP-VAV-DISP-B/W*	•		
CP-VAV-C-DISP-B/W*	•	•	
CP-VAV-H-DISP-B/W*	•		•
CP-VAV-HC-DISP-B/W*	•	•	•

\*B/W: all panels are available in black or white, which is reflected in the last letter of the product code, e.g., CP-VAV-H-DISP-B or CP-VAV-C-DISP-W.



## APPLICATION AND USE

Control Point VAV is a wall panel with a 2.6" LCD display and four buttons for navigation and temperature setpoint. The panel has a built-in temperature sensor and, optionally, humidity and/or CO<sub>2</sub> sensors. The Control Point VAV panel is powered with 24 V AC/DC and has a built-in RS485 port (Modbus RTU/ASCII, BACnet MS/TP). The use of open communication protocols allows to connect the panel with any controller supporting Modbus RTU/ASCII or BACnet MS/TP. Together with the Comfort Management zone controllers, the panel allows to adjust basic parameters such as a temperature setpoint, fan speed, FCU mode, and others. Thanks to a built-in USB port, there is a possibility to configure the panel without a power supply. The Control Point VAV panel has a modern design and is available in two colors, black and white.

## FEATURES

- Modern and smart design
- Intuitive management
- Ease of installation and configuration
- Multiprotocol interface - Modbus RTU/ASCII and BACnet MS/TP
- Ultimate flexibility
- Free software: iC Tool & iSMA Configurator
- 2.6" LCD display with backlight
- Temperature sensor as a standard, humidity and CO<sub>2</sub> sensors as an option
- RS485 interface
- DIP switches for configuration
- 7 user-defined menu categories
- Flush wall box 60 mm, US 1-gang electrical outlet box

## TECHNICAL CHARACTERISTICS

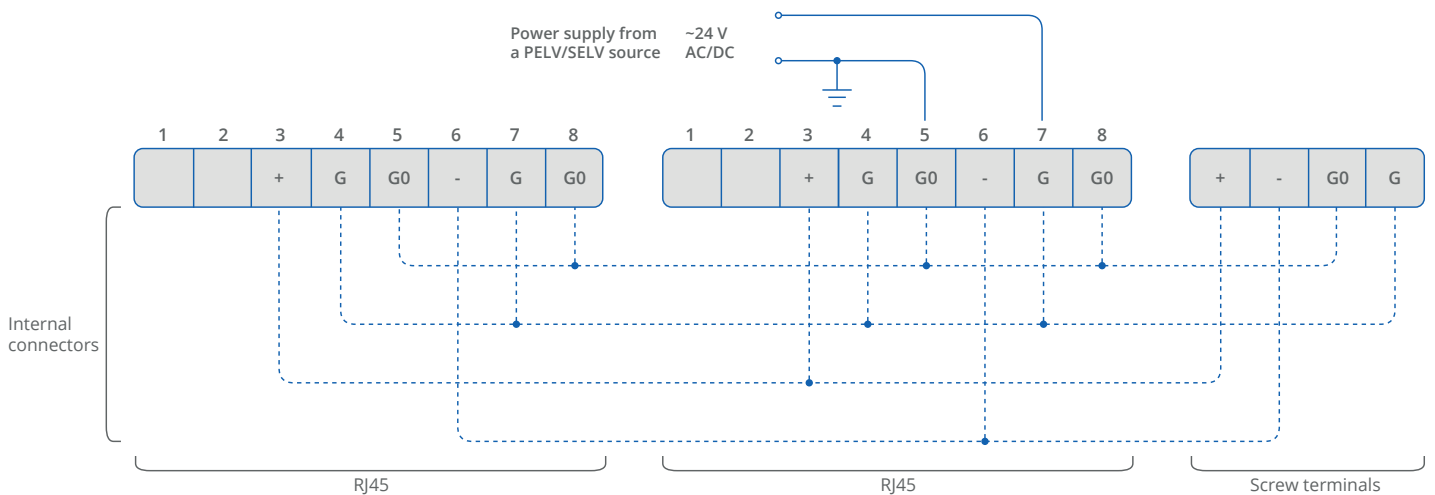
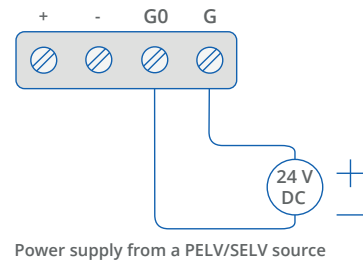
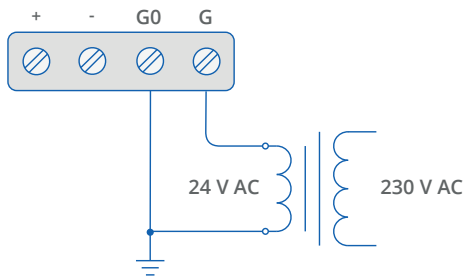
DESCRIPTION		CONTROL POINT VAV
Power supply	Voltage	24 V DC ± 20%
		24 V AC ± 20%
Built-in sensors	Power consumption	0.6 W at 24 V DC, 1.8 VA at 24 V AC - panels without CO <sub>2</sub> sensor 0.9 W at 24 V DC, 2.5 VA at 24 V AC - panels with CO <sub>2</sub> sensor
	Temperature sensor	10k NTC type, range: 0-50°C, accuracy: ± 0.5°C, resolution: ± 0.1°C
	Humidity sensor (applies to version with humidity sensor)	Range: 0-100% RH, accuracy: ± 2% RH in range 10-90% RH, resolution: ± 1% RH
COM1	CO <sub>2</sub> sensor (applies to version with CO <sub>2</sub> sensor)	Range: 400-2000 ppm, accuracy: 50 ppm + 5% of reading
	RS485 interface	Up to 128 devices
	Communication protocols	Half-duplex Modbus RTU/ASCII, BACnet MS/TP
	Ports	2 RJ45 + screw connector
	Baud rate	2400-115200

The performances stated in this sheet can be modified without any prior notice.

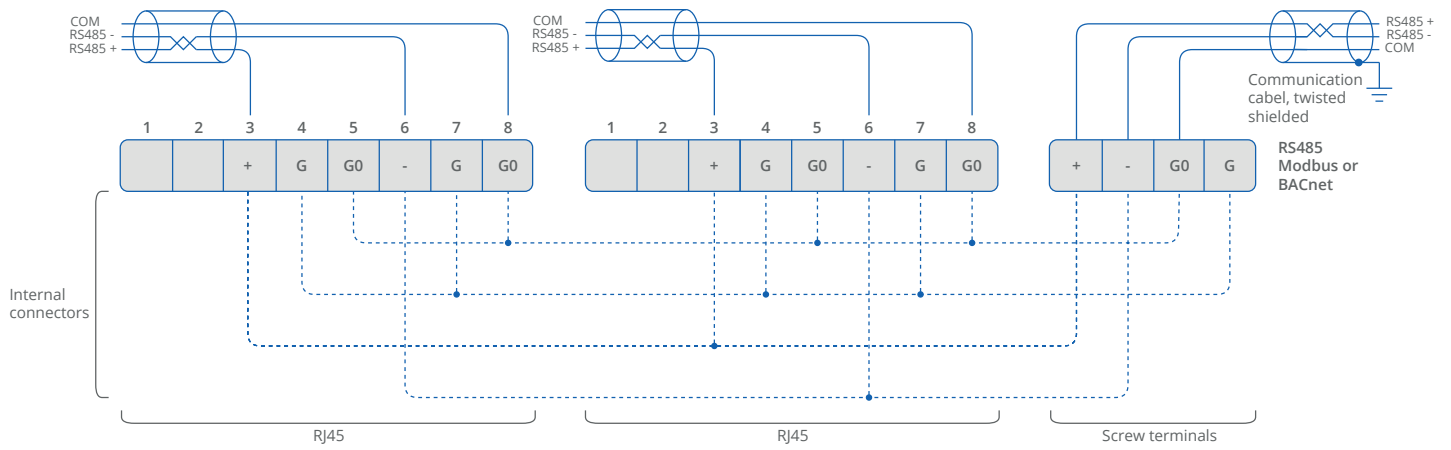
DESCRIPTION		CONTROL POINT VAV
USB1	Type	USB type C
	Power supply	5 V DC
Front panel	Display	LCD 2.6"
	Buttons	4 buttons (up +, down -, menu, confirmation)
Ingress protection	IP rating	IP20 for indoor installation
Temperature	Operating	From 0°C to +50°C (32°F to 122°F)
	Storage	From -40°C to 85°C (-40°F to 185°F)
Humidity	Relative	From 5% to 95% RH (without condensation)
Screw connector	Type	Removable screw terminals
	Maximum cable size	1.5 mm <sup>2</sup> (26...16 AWG)
Housing	Material	Plastic, self-extinguishing ABS
	Mounting	Flush wall box 60 mm; US 1-gang electrical outlet box
Dimensions	Width	86.30 mm/3.40 in
	Length	129.30 mm/5.10 in
	Height	24.80 mm/0.98 in

## WIRING DIAGRAMS

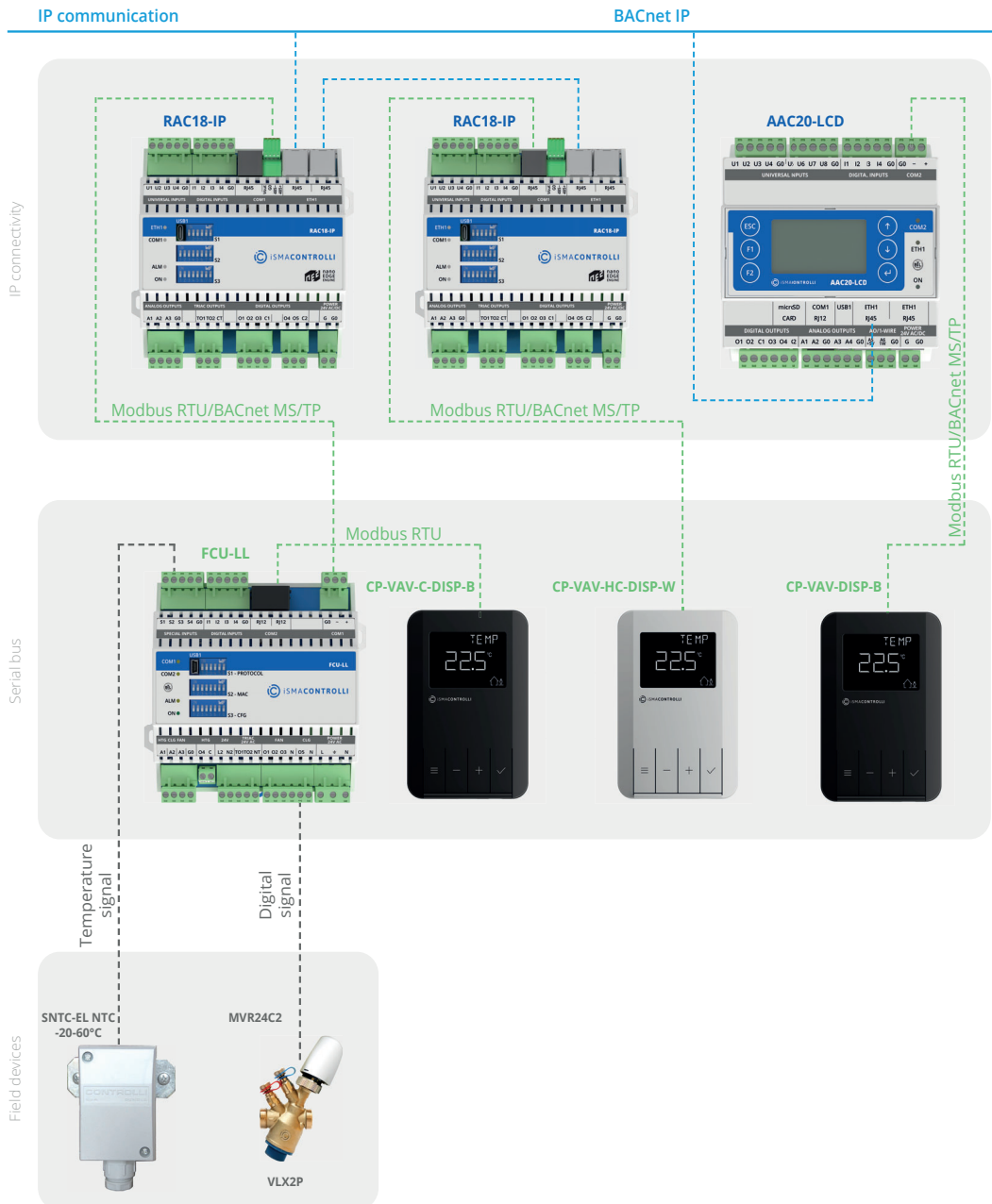
### Power Supply



## Communication



## APPLICATION EXAMPLE





iSMA Configurator - configuration tool for non-programmable iSMA CONTROLLI devices

DIMENSIONS [mm, in]

