


Room Panel

MODEL	KEYBOARD ICONS STANDARD/ OPTIONAL	SENSORS		
		TEMPERATURE	CO ₂	HUMIDITY
iSMA-B-LP	•	•		
iSMA-B-LP-C	•	•	•	
iSMA-B-LP-H	•	•		•
iSMA-B-LP-HC	•	•	•	•
iSMA-B-LP-1	•	•		
iSMA-B-LP-C-1	•	•	•	
iSMA-B-LP-H-1	•	•		•
iSMA-B-LP-HC-1	•	•	•	•



iSMA-B-LP

iSMA-B-LP-1

APPLICATION AND USE

LP is a wall panel with 2.3" LCD display and four function buttons. Additionally, the panel has a built-in temperature sensor and, optionally, humidity and CO₂ sensors. The LP panel is powered with 24 V AC/DC and has a built-in RS485 port (Modbus RTU/ASCII, BACnet MS/TP). The use of open communication protocols allows to connect the panel with any controller supporting Modbus RTU/ASCII or BACnet MS/TP. Together with the FCU controller, the panel allows to adjust basic parameters such as temperature setpoint, fan speed, FCU mode, and others. Thanks to a built-in USB port, there is a possibility to carry out the panel configuration without the power supply. The LP panel has a modern design, and it is available in different colors at client's request, and also in two versions of keyboard icons configuration.

FEATURES

- 2.3" LCD display with backlight
- 4 function buttons
- Built-in temperature, CO₂, and humidity sensors
- Modbus RTU/ASCII, BACnet MS/TP
- Wall mounting (standard electric box – 60 mm/2.3622 in)
- Adjusting basic parameters with FCU controller
- 2 RJ12 ports for fast connection to FCU controller
- 7 main menu categories
- Over 100 freely configurable variables
- Possibility to display a current time

TECHNICAL SPECIFICATION

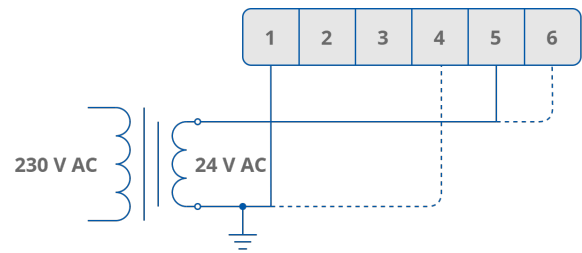
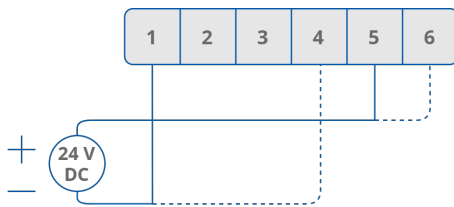
DESCRIPTION		LP(-1)
Power supply	Voltage	24 V AC/DC ± 20%
Built-in sensors	Temperature sensor	10k NTC type Accuracy: ±0.5°C Range: 0-50°C Resolution: ±0.1°C
	Humidity sensor	Accuracy: ±2% RH in range 20-80% RH Range: 0-100% RH Resolution: ±1% RH
	CO ₂ sensor	NDIR method, gold plated optics, diffusion sampling (with Telaire's Patented ABC Logic Self Calibrated Algorithm) Range: 400-2000 ppm Accuracy: ±30 ppm or ±3% of reading Stability: <2% of FS over life of sensor (15 years typical) Warm-up time : <2 minutes (operational), 10 minutes (max. accuracy) Calibration: ABC Logic Algorithm Manual calibration interval: not required

The performances stated in this sheet can be modified without any prior notice.

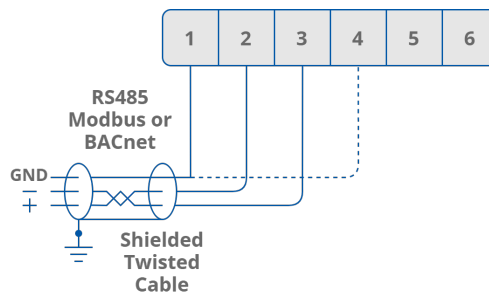
DESCRIPTION		LP(-1)
COM1	Communication protocol	Modbus RTU/ASCII, BACnet MS/TP
	Ports	2 RJ12 ports
	Baud rate	2400-115200
USB1	mini USB	USB type B
Ingress protection	IP rating	IP 20
Temperature	Storage	-40°C to +85°C (-40°F to +185°F)
	Operating	0°C to +50°C (32°F to 122°F)
Humidity	Relative	5 to 95% RH (without condensation)
Housing	Material	Self-extinguishing plastic (PC/ABS)
	Mounting	Standard 60 mm wall back box
Dimensions	Width	100.04 mm/3.93 in
	Length	123.04 mm/4.84 in
	Height	27.33 mm/1.07 in

WIRING DIAGRAMS

Power Supply



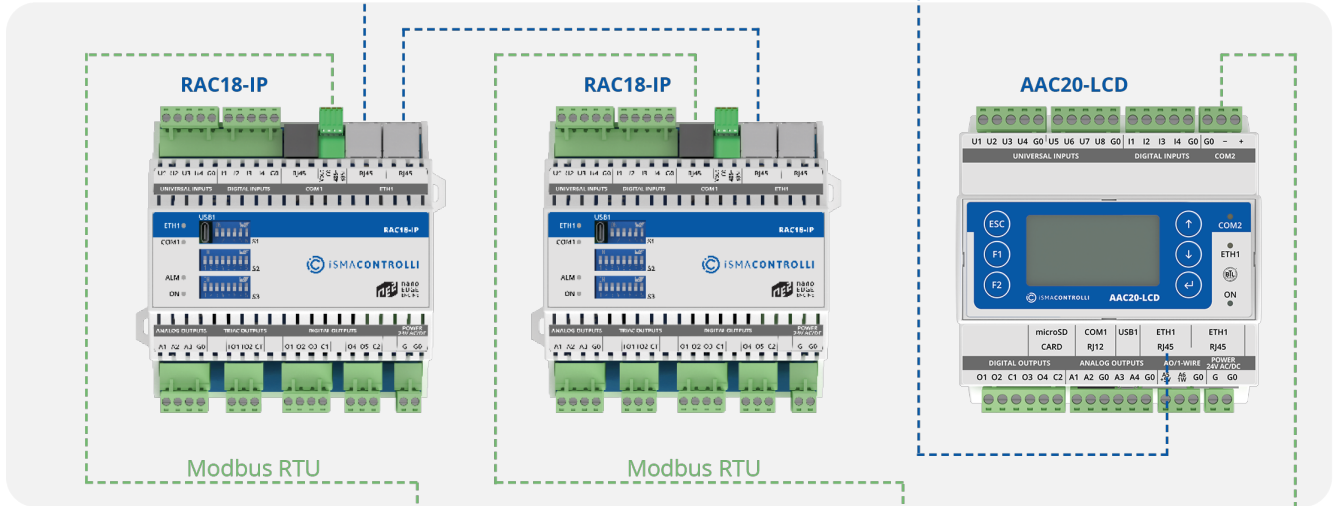
Communication




IP Communication

BACnet IP


IP Connectivity



Serial Bus



Field Devices



DEDICATED SOFTWARE



ISMA Configurator - configuration tool for non-programmable iSMA CONTROLLI devices

